

# 1640ZDT $\varnothing 16\text{mm} \times 39.8\text{mm}$

应用领域：电动牙刷、保健器材、清洁用具等领域。

Applications: electric toothbrush, health care equipment, cleaning equipment, etc.

-1-L196-30-3.7    -2-L197-30-3.7    -2T-L207-15-3.7

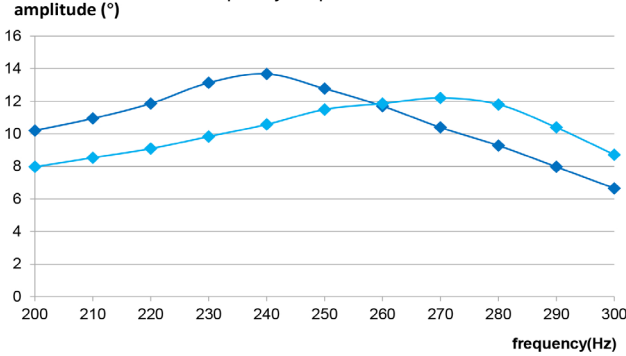
## 电机参数 / Motor Data

序号	参数名称	单位	-1-L196-30-3.7	-2-L197-30-3.7	-2T-L207-15-3.7
1	电压	V	3.7	3.7	3.7
2	直流电阻	$\Omega$	3.7	4.0	4.0
3	工作频率范围	Hz	200~400	200~400	200~400
4	空载振动频次	Times/minute	45600	45600	48000
5	空载振动电流	mA	90	85	85
6	启动转矩	mNm	19	17	17
7	启动电流	A	0.9	0.8	0.8
8	负载 (刷头)	g	4.6	4.6	5.0
9	负载振动频次	Times/minute	31200	31200	31200
10	负载电流	mA	450	380	350
11	转子惯量	$\text{gcm}^2$	0.35	0.27	0.27
12	重量	g	23.6	21.8	22
13	工作温度范围	$^{\circ}\text{C}$	-10~+60	-10~+60	-10~+60

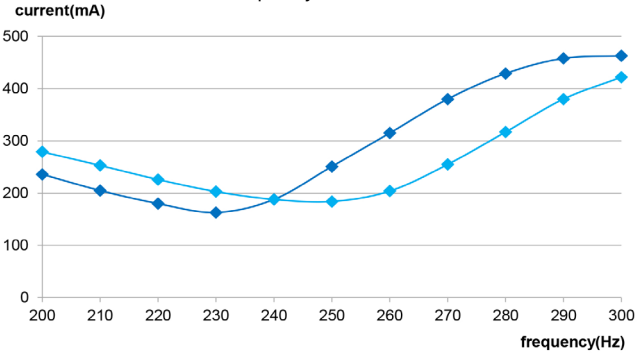
## 特性曲线 / Characteristics Curve

1640ZDT-2T-L207-15-3.7

frequency-amplitude curve



frequency-current curve



仅供参考，详细了解请以产品规格书为准。  
For reference only, please refer to the product specification.

◆ Load brush head    ◆ Load brush head+2N

## 可选配置 / Options

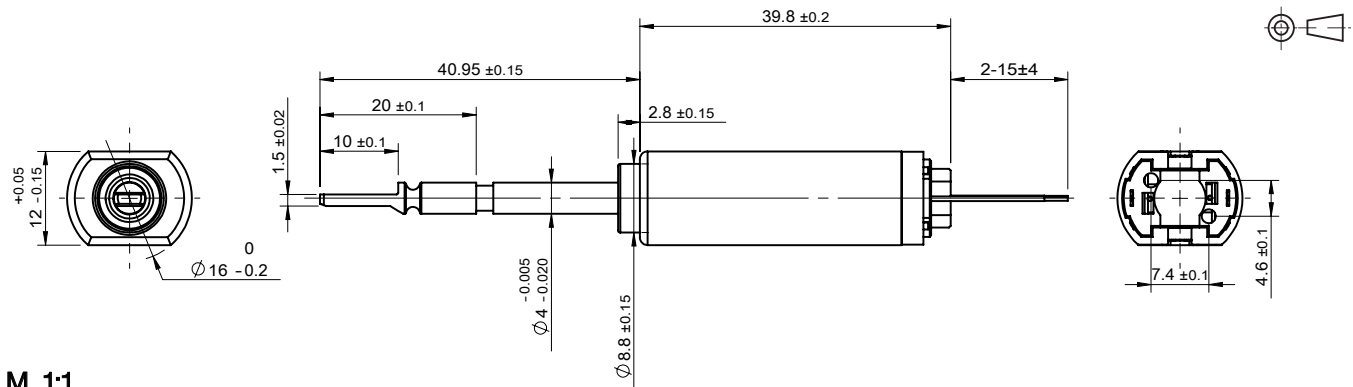
性能 Special coils: 连续运行范围内可定制 customizable in continuous operation range

法兰 Flange: 标准前后法兰 standard front and rear flanges / 定制法兰 custom flanges

轴 Shaft: 长度 length / 异形 shape

电气连接 Electrical connection: 端子或导线 connector or wire / 导线长度 lead wires length

## 外观图 / Outline Drawing



M 1:1