

1339ZDF $\varnothing 13.5\text{mm} \times 39\text{mm}$

应用领域：电动牙刷、保健器材、清洁用具等领域。

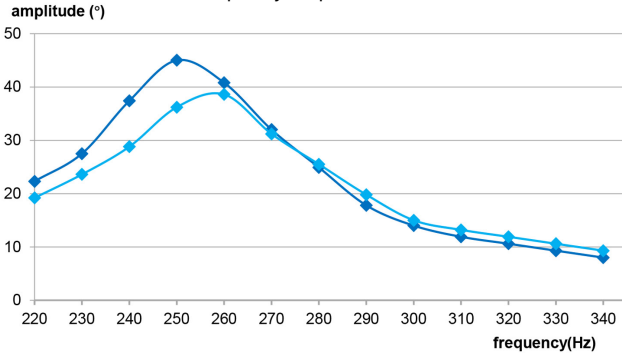
Applications: electric toothbrush, health care equipment, cleaning equipment, etc.

			-1-L2-3.7	-1-L3-2.5	-1-L4-5.0
电机参数 / Motor Data					
1 电压	Voltage	V	3.7	2.5	5.0
2 直流电阻	Resistance	Ω	4.0	4.0	4.0
3 工作频率范围	Operating frequency range	Hz	220~360	220~360	220~360
4 空载振动频次	No-load vibration frequency	Times/minute	39600	39600	39600
5 空载振动电流	No-load current	mA	90	75	110
6 启动转矩	Starting torque	mNm	11	8	15
7 启动电流	Starting current	A	0.9	0.7	1.2
8 负载 (刷头)	Rated load (Brush head)	g	3.8	3.8	3.8
9 负载振动频次	Load vibration frequency	Times/minute	31200	31200	31200
10 负载电流	Load current	mA	400	330	480
11 转子惯量	Rotor inertia	gcm^2	0.75	0.75	0.75
12 重量	Weight	g	19	19	19
13 工作温度范围	Operating temperature range	$^{\circ}\text{C}$	-10~+60	-10~+60	-10~+60

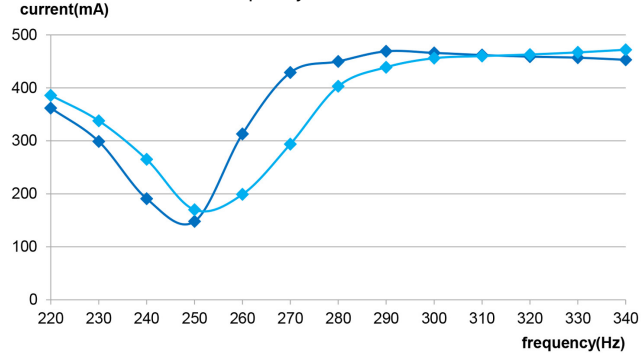
特性曲线 / Characteristics Curve

1339ZDF-1-L2-3.7

frequency-amplitude curve



frequency-current curve



仅供参考，详细了解请以产品规格书为准。
For reference only, please refer to the product specification.

◆ Load brush head ◆ Load brush head+2N

可选配置 / Options

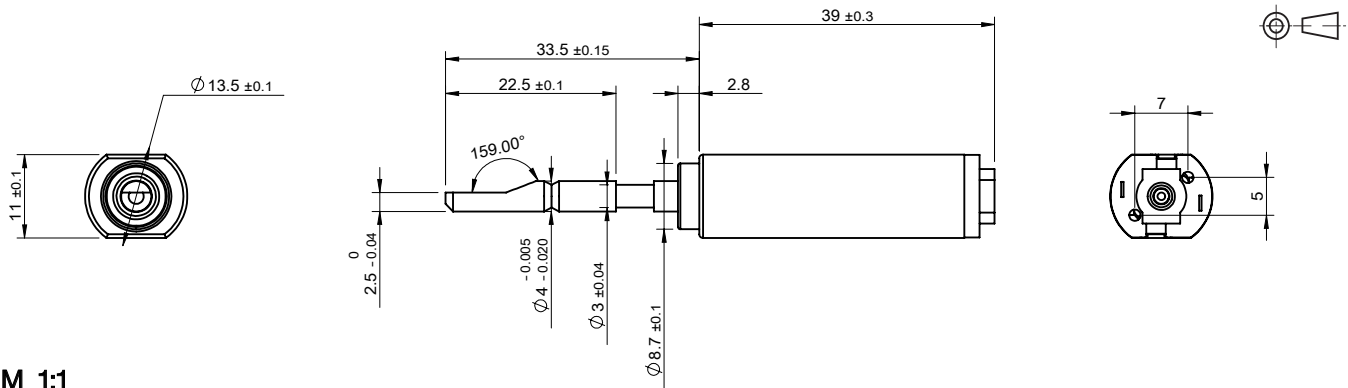
性能 Special coils: 连续运行范围内可定制 customizable in continuous operation range

法兰 Flange: 标准前后法兰 standard front and rear flanges / 定制法兰 custom flanges

轴 Shaft: 长度 length / 异形 shape

电气连接 Electrical connection: 端子或导线 connector or wire / 导线长度 lead wires length

外观图 / Outline Drawing



M 1:1